

This electrical contact (switch) is linked to one of the turnouts at either end of crossover T1.

This electrical contact is linked to one of the turnouts at either end of crossover T2.

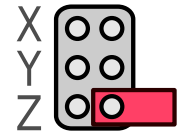
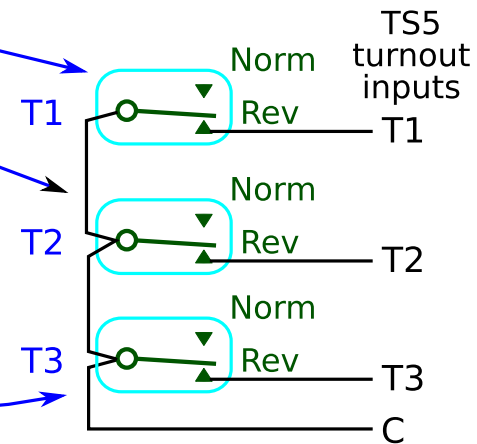
These contacts should close, connecting their T terminal to C, when their turnout is lined for the crossover (Reverse position).

They should open when their turnout is lined for the straight-through track (Normal position).

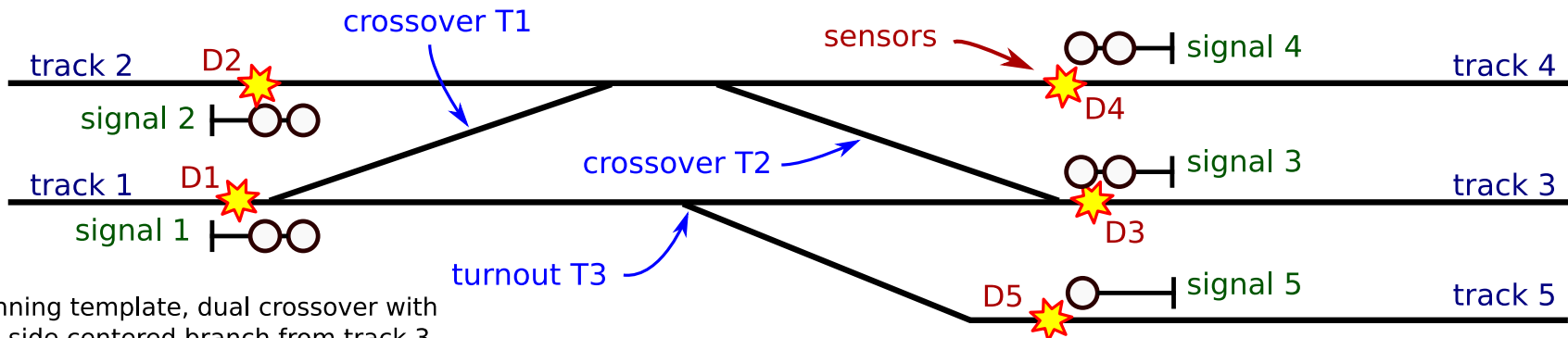
This electrical contact is linked to turnout T3.

The contact should close, connecting terminal T3 to C, when the turnout is in the diverging (Reverse) position.

It should open when the turnout is in the Normal position.



TS5 track config jumper off, or parked on one pin only



Planning template, dual crossover with wide-side centered branch from track 3.
Azatrax, (c) 2019